ABLE Electric Motor Group
E-mail:ablemarket@ablecn.com
Http://www.ablecn.com
Tel: +86-4006511039
Fax: +86-593-6161258

ABLE Electric (Ningde) Company, Ltd.
Add:No.9 JinWan Road, ZhangWan Industrial Zone, Ningde City, Fujian Province, China
Tel: +86-593-6161260
Fax: +86-593-6161258

ABLE Electric Company, Ltd.
Add:Qinxiyang Industrial Zone, FuAn City, Fujian Province, China.
Tel: +86-593-6511005 6511039
Fax: +86-593-6510833

ABLE Electric (Fuzhou) Company, Ltd.
Add:Rm 2304Fl.23,Lippo Tianma Plaza,No.1 Wuyi North Road, Fuzhou,China
Tel: +86-591-83847018 83847015
Fax: +86-591-83847016

ABLE

ABLE®

CERTIFICATE FOR THE EXEMPTION FROM EXPORT INSPECTION
NATIONAL HI-TECH ENTERPRISE

ISO9001:2000 ISO14001:2004 OHSAS18000

IE1 IE2 IE3
ALUMINUM MOTOR

ABLE ELECTRIC

ABLE TO BE THE BEST

ABLE MOTOR GROUP is China's Leading Enterprise in Medium and Small-sized Motors and one of the Top Three Aluminum Motor Manufacturers in China. Moreover, ABLE MOTOR GROUP has become the first enterprise in promoting high Efficiency motor in Fujian, which belongs to "energy-saving products project" launched by Chinese National Development and Reform Commission, the Ministry of Finance officially.

ABLE MOTOR，founded in 1993, has over 1400 staffs so far. It consists of ABLE ELECTRIC (NINGDE) CO. LTD., FUAN ABLE ELECTRIC CO., LTD., ABLE ELECTRIC MOTOR (FUZHOU) CO., LTD., NINGDE ABLE CASTING INDUSTRY CO., LTD., etc. NINGDE and FUAN area has already formed" large scale and Higher efficiency" industrial base for company. At the same time, ABLE MOTOR GROUP will locate the research and development hub in Shanghai for its tremendous talents; expand marketing all over the world; meanwhile, strongly start to take over domestic market share.

It is both independent innovation and technique transferring that help ABLE Motor stay on top in the market competition. High efficiency and energy saving standard motors are Able main products presently, including 10 series covering about 400 specifications; to add values to customers by excellent products is a Abel Motor characteristics, and ABLE can produce special motors on customers' requirement; to develop IE3 super-high efficiency motor and Permanent Magnetic Control Motor is strategic orientation of ABLE.

Product quality is the key foundation of ABLE Motor. ABLE Electric Motor Group has deeply involved in working out GB22722-2008、JB10447-2004、DB35/T1017-2010、Q/CMDJ001-2010 standards. ABLE Motor has received CCC、CSA、UL、CE/GS、ISO9000、ISO14000 certifications, and been honored as China First Enterprise of Exemption from Export Inspection, Fujian Famous Brand Products, Famous Brand Export Enterprise in Fujian, Example Enterprise for Technical Innovation in Fujian Province, China Motor Industry AAA Credit Enterprise, and so on.

Stand high and aim far. ABLE vision is to be China Top Three Medium-sized and Small Motor Manufacturers and become the world-class special manufacturer in the field of motor drive; ABLE core value is that responsibility creates trust---be responsible to customer, be responsible to staff, be responsible to shareholder, be responsible to supplier and partner, and be responsible to society; ABLE mission is to make China and World more mutual understanding and respect.

Nowadays, ABLE motors sell well in Italy, Britain, German, France, Denmark, Spain, Iran, Thailand, Malaysia, Singapore and other foreign countries, covering over 30 countries and districts. Able has developed a stable and reliable partnership with Global Top 500 Motor Enterprises, such as US Pentair, Germany Wilo, Italy Atlas, Finland Konecrane, etc; at the same time, Able has already strongly opened domestic market in Shanghai, Beijing, Guangzhou, Fujian, Zhejiang, etc.

The total sales revenue is 590 million RMB in 2011,520 million RMB in 2012,650 million RMB in 2013.Projecting to reach 1.5 billion RMB of sale revenue before 2018.ABLE motor has stepped into a track of fast development and steadily planned to get listed in the stock market soon.

With our sincerity and strength, we're right here waiting for you, our respectful customers, and looking forward to be your royal friend!

ABLE TO BE THE BEST!

Sales center of Shanghai

Shanghai R&D center

ABLE ELECTRIC

ABLE TO BE THE BEST

800X1500

ABLE TO BE THE BEST

ABLE ELECTRIC

ABLE ELECTRIC

The colour series

4003 Heather violet	5026 Pearl night blue	6018 Yellow green	1002 Sand yellow	9022 Pearl light grey
4011 Pearl violet	5022 Night blue	6017 May green	1026 Luminous yellow	9007 Grey aluminium
4006 Traffic purple	5013 Cobalt blue	6010 Grass green	1023 Traffic yellow	9006 White aluminium
4008 Signal violet	5002 Ultramarine blue	6001 Emerald green	1018 Zinc yellow	7004 Signal grey
3024 Luminous red	5012 Light blue	6002 Leaf green	1016 Sulfur yellow	7040 Window grey
3018 Strawberry red	5015 Sky blue	6016 Turquoise green	1028 Melon yellow	7042 Traffic grey
3031 Orient red	5017 Traffic blue	6026 Opal green	1007 Daffodil yellow	7011 Iron grey
3027 Raspberry red	5005 Signal blue	6029 Mint green	2000 Yellow orange	7031 Blue grey
3020 Traffic red	5010 Gentian blue	6032 Signal green	2007 Luminous orange	7021 Black grey
3013 Tomato red	5009 Azure blue	6024 Traffic green	2011 Deep orange	9004 Signal black
3000 Flame red	5003 Sapphire blue	6035 Pearl green	2010 Signal orange	9005 Jet black
3001 Signal red	5001 Green blue	6005 Moss green	2009 Traffic orange	9011 Graphite black
3011 Brown red	5000 Violet blue	5021 Water blue	8023 Orange brown	9017 Traffic black

Contents

MS 02

MC 06

MY 08

MYT 10

ML 12

MSEJ 14

MS IE2 IE3 16

BE QUITE
BE PERMANENT



INSTALLATION DIMENSIONS

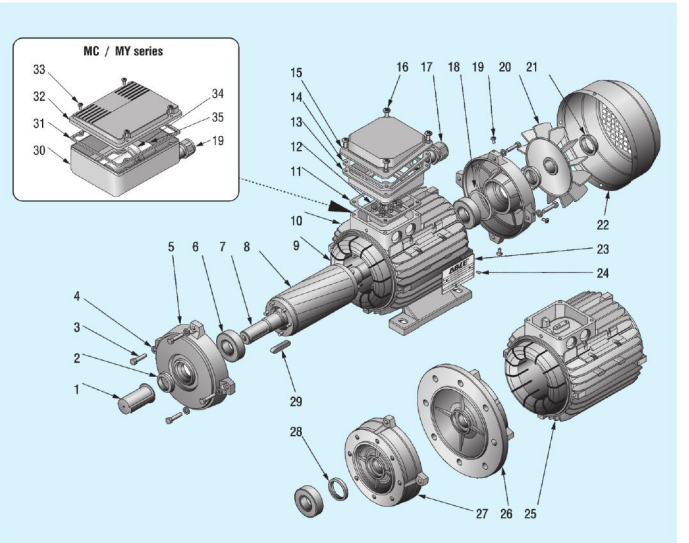

N.	Description	N.	Description	N.	Description
1	Shaft cover	13	Terminal block box - base	25	B5 motor casing
2	V-ring	14	IP 65 gasket	26	B5 flange
3	Motor clamping screws	15	Terminal block box - cover	27	B14 flange
4	Spring ring	16	Terminal block box tightening screws	28	Sealing ring
5	Shield	17	Cable inlet bush	29	Shaft key
6	Bearing	18	Compensation ring	30	Capacitor-holder - base vers. MM
7	Motor shaft	19	Fan cover tightening screws	31	IP 55 gasket vers. MM
8	Rotor	20	PVC fan	32	Capacitor-holder - cover vers. MM
9	Wound stator	21	Ring for fan tightening	33	Capacitor-holder tightening screws vers. MM
10	Motor casing B3-B5	22	Fan cover	34	Capacitor clamp vers. MM
11	IP 55 gasket	23	Motor identification plate	35	Capacitor
12	Mains power connection terminal block	24	Motor identification plate tightening screws		

MS

SERIES THREE-PHASE ASYNCHRONOUS MOTOR

ALUMINUM HOUSING

INTRODUCE :

- Conform to the IEC standard
- Be made of selected quality materials, lastest design in entirety
- Good performance, low noise, little vibration, and safety and reliable operation
- Nice appearance, light weight
- Be maintained very conveniently, simple construction
- Be used for general drive

MOTOR FEATURES

- Utilise IP55 enclosures, others request
- Multiple feet locations
- Aluminium frame, end shields and base
- High strength cable gland
- Shaft key and protector supplied
- Superior paint finish
- Motors made to heavy duty service factors
- Can be made with stainless steel shaft
- Motors made for continuos S1 duty
- Utilise Vacuum impregnated Class B or class F insulation
- Others insulation on request
- High performance and efficiency

CUSTOMER BENEFITS

- Water dust and vermin resistant
- Quiet operation
- Electricity saving
- Easy installation (bolt on feet or brackets as required)
- Corrosion resistant
- Dependable
- Superior life
- Reliable in country, city or factory environments

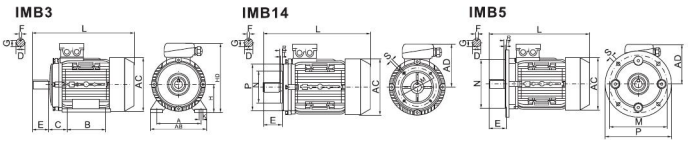

INSTALLATION SIZE AND OVERALL DIMENSION

Frame Size	Mounting Dimensions (mm)																							Frame Dimensions(mm)				
	IMB3									IMB14						IMB5												
	A	B	C	D	E	F	G	H	K	M	N	P	R	S	T	M	N	P	R	S	T	AB	AC	AD	HD	L
56	90	71	36	9	20	3	7.2	56	5.8	65	50	80	0	M5	2.5	100	80	120	0	7	3	108	110	100	156	195
63	100	80	40	11	23	4	8.5	63	7	75	60	90	0	M5	2.5	115	95	140	0	10	3	125	120	109	172	213
71	112	90	45	14	30	5	11	71	7	85	70	105	0	M6	2.5	130	110	160	0	10	3.5	132	139	117	188	255
80	125	100	50	19	40	6	15.5	80	10	100	80	120	0	M6	3	165	130	200	0	12	3.5	160	158	135	215	285
90S	140	100	56	24	50	8	20	90	10	115	95	140	0	M8	3	165	130	200	0	12	3.5	176	175	145	235	304
90L	140	125	56	24	50	8	20	90	10	115	95	140	0	M8	3	165	130	200	0	12	3.5	176	175	145	235	329
100L	160	140	63	28	60	8	24	100	12	130	110	160	0	M8	3.5	215	180	250	0	14.5	4	196	196	155	255	372
112M	190	140	70	28	60	8	24	112	12	130	110	160	0	M8	3.5	215	180	250	0	14.5	4	219	219	172	284	394
132S	216	140	89	38	80	10	33	132	12	165	130	200	0	M10	3.5	265	230	300	0	14.5	4	256	258	192	324	462
132M	216	178	89	38	80	10	33	132	12	165	130	200	0	M10	3.5	265	230	300	0	14.5	4	256	258	192	324	500
160M	254	210	108	43	110	12	37	160	15	215	180	250	0	M12	4	300	250	350	0	18.5	5	302	314	246	406	617
160L	254	254	108	42	110	12	37	160	15	215	180	250	0	M12	4	300	250	350	0	18.5	5	302	314	246	406	661

TECHNICAL DATA

Model	Power		Rated Current (A)			Rated Current (A)			Rated Current (A)			Rated Speed (rpm)	Eff (%)	Power Factor cosφ	Ts/Tn	Tmax/Tn	Is/In	Weight (kg)
	KW	HP	220V	380V	660V	230V	400V	690V	240V	415V	720V							
MS5612	0.09	0.12	0.59	0.34	0.20	0.56	0.32	0.19	0.54	0.31	0.18	2758	59.0	0.68	2.30	2.40	6.00	3.2
MS5622	0.12	0.16	0.70	0.41	0.23	0.67	0.39	0.22	0.65	0.37	0.22	2780	63.0	0.71	2.30	2.40	6.00	3.4
MS5632	0.18	0.25	0.91	0.53	0.30	0.87	0.50	0.29	0.83	0.48	0.28	2780	65.0	0.80	2.30	2.40	6.00	4
MS6312	0.18	0.25	0.91	0.53	0.30	0.87	0.50	0.29	0.83	0.48	0.28	2715	65.0	0.80	2.20	2.40	6.00	4
MS6322	0.25	0.35	1.19	0.69	0.40	1.14	0.66	0.38	1.09	0.63	0.36	2715	68.0	0.81	2.20	2.40	6.00	4.5
MS6332	0.37	0.5	1.71	0.99	0.57	1.64	0.94	0.55	1.57	0.91	0.52	2715	70.0	0.81	2.50	2.70	6.00	5.5
MS7112	0.37	0.5	1.71	0.99	0.57	1.64	0.94	0.55	1.57	0.91	0.52	2690	70.0	0.81	2.20	2.40	6.00	6
MS7122	0.55	0.75	2.41	1.40	0.80	2.31	1.33	0.77	2.21	1.28	0.74	2715	73.0	0.82	2.20	2.40	6.00	6.5
MS7132	0.75	1	3.29	1.90	1.10	3.15	1.81	1.05	3.01	1.74	1.00	2700	72.1	0.83	2.60	2.90	6.00	8.3
MS8012	0.75	1	3.29	1.90	1.10	3.15	1.81	1.05	3.01	1.74	1.00	2730	72.1	0.83	2.20	2.40	6.00	9.3
MS8022	1.1	1.5	4.58	2.65	1.53	4.38	2.52	1.46	4.20	2.43	1.40	2746	75.0	0.84	2.20	2.40	6.00	10
MS8032	1.5	2	6.07	3.51	2.02	5.81	3.34	1.94	5.56	3.22	1.85	2770	77.2	0.84	2.80	3.10	6.00	11.5

TECHNICAL DATA

Model	Power		Rated Current (A)			Rated Current (A)			Rated Current (A)			Rated Speed (rpm)	Eff (%)	Power Factor cosφ	Ts/Tn	Tmax/Tn	Is/In	Weight (kg)
	KW	HP	220V	380V	660V	230V	400V	690V	240V	415V	720V							
MS90S-2	1.5	2	6.07	3.51	2.02	5.81	3.34	1.94	5.56	3.22	1.85	2715	77.2	0.84	2.20	2.40	6.00	14
MS90L-2	2.2	3	8.52	4.93	2.84	8.15	4.69	2.72	7.81	4.52	2.60	2772	79.7	0.85	2.20	2.40	6.00	16
MS90L2-2	3	4	11.1	6.43	3.70	10.62	6.11	3.54	10.18	5.89	3.39	2800	81.5	0.87	3.00	3.20	6.00	18.5
MS100L-2	3	4	11.1	6.43	3.70	10.62	6.11	3.54	10.18	5.89	3.39	2870	81.5	0.87	2.20	2.30	7.00	21
MS100L2-2	4	5.5	14.4	8.31	4.78	13.73	7.90	4.58	13.16	7.61	4.39	2880	83.1	0.88	2.50	2.70	7.00	26
MS112M-2	4	5.5	14.4	8.31	4.78	13.73	7.90	4.58	13.16	7.61	4.39	2890	83.1	0.88	2.50	2.70	7.00	27
MS112M2-2	5.5	7.5	19.4	11.21	6.45	18.52	10.65	6.17	17.75	10.27	5.92	2900	84.7	0.88	2.50	2.70	7.00	30
MS112M3-2	7.5	10	26.0	15.06	8.67	24.88	14.30	8.29	23.84	13.79	7.95	2900	86.0	0.88	2.50	2.70	7.50	38
MS132S1-2	5.5	7.5	19.4	11.21	6.45	18.52	10.65	6.17	17.75	10.27	5.92	2910	84.7	0.88	2.50	2.70	7.50	39
MS132S2-2	7.5	10	26.0	15.06	8.67	24.88	14.30	8.29	23.84	13.79	7.95	2900	86.0	0.88	2.50	2.70	7.50	44
MS132M1-2	9.2	12.5	30.8	17.85	10.28	29.49	16.95	9.83	28.26	16.34	9.42	2910	88.0	0.89	2.50	2.70	7.50	51
MS132M2-2	11	15	37.0	21.44	12.34	35.42	20.36	11.81	33.94	19.63	11.31	2919	87.6	0.89	2.50	2.70	7.50	55.5
MS132M3-2	15	20	49.9	28.87	16.62	47.70	27.43	15.90	45.71	26.43	15.24	2920	88.7	0.89	2.50	2.70	7.50	61
MS160M1-2	11	15	37.0	21.44	12.34	35.42	20.36	11.81	33.94	19.63	11.31	2950	87.6	0.89	2.00	2.20	7.00	86
MS160M2-2	15	20	49.9	28.87	16.62	47.70	27.43	15.90	45.71	26.43	15.24	2970	88.7	0.89	2.00	2.20	7.00	87
MS160L-2	18.5	25	60.4	34.97	20.14	57.78	33.22	19.26	55.37	32.02	18.46	2970	89.3	0.90	2.00	2.20	7.00	94
MS5614	0.06	0.08	0.50	0.29	0.17	0.48	0.28	0.16	0.46	0.27	0.15	1371	53.0	0.59	2.30	2.40	6.00	3
MS5624	0.09	0.12	0.70	0.41	0.23	0.67	0.39	0.22	0.65	0.37	0.22	1350	55.0	0.61	2.30	2.40	6.00	3.4
MS5634	0.12	0.16	0.77	0.44	0.26	0.73	0.42	0.24	0.70	0.41	0.23	1380	57.0	0.72	2.30	2.40	6.00	4
MS6314	0.12	0.16	0.77	0.44	0.26	0.73	0.42	0.24	0.70	0.41	0.23	1350	57.0	0.72	2.20	2.40	6.00	3.5
MS6324	0.18	0.25	1.08	0.62	0.36	1.03	0.59	0.34	0.99	0.57	0.33	1340	60.0	0.73	2.20	2.40	6.00	4.9
MS6334	0.25	0.35	1.36	0.79	0.45	1.30	0.75	0.43	1.25	0.72	0.42	1350	65.0	0.74	2.20	2.40	6.00	5.5
MS7114	0.25	0.35	1.36	0.79	0.45	1.30	0.75	0.43	1.25	0.72	0.42	1390	65.0	0.74	2.20	2.40	6.00	6
MS7124	0.37	0.5	1.93	1.12	0.64	1.85	1.06	0.62	1.77	1.02	0.59	1375	67.0	0.75	2.20	2.40	6.00	6.4
MS7134	0.55	0.75	2.71	1.57	0.90	2.59	1.49	0.86	2.48	1.44	0.83	1380	71.0	0.75	2.20	2.40	6.00	7.5
MS8014	0.55	0.75	2.71	1.57	0.90	2.59	1.49	0.86	2.48	1.44	0.83	1370	71.0	0.75	2.20	2.40	6.00	9
MS8024	0.75	1	3.59	2.08	1.20	3.44	1.98	1.15	3.29	1.90	1.10	1380	72.1	0.76	2.20	2.40	6.00	10.5
MS8034	1.1	1.5	5.00	2.89	1.67	4.78	2.75	1.59	4.58	2.65	1.53	1380	75.0	0.77	2.30	2.50	6.00	11.5
MS90S-4	1.1	1.5	5.00	2.89	1.67	4.78	2.75	1.59	4.58	2.65	1.53	1390	75.0	0.77	2.20	2.40	6.00	13.5
MS90L-4	1.5	2	6.45	3.74	2.15	6.17	3.55	2.06	5.92	3.42	1.97	1400	77.2	0.79	2.20	2.40	6.00	16
MS90L1-4	1.85	2.5	7.88	4.56	2.63	7.54	4.33	2.51	7.22	4.18	2.41	1400	78.0	0.79	2.20	2.40	6.00	17
MS90L2-4	2.2	3	8.94	5.18	2.98	8.55	4.92	2.85	8.20	4.74	2.73	1400	79.7	0.81	2.50	2.70	6.00	18
MS100L1-4	2.2	3	8.94	5.18	2.98	8.55	4.92	2.85	8.20	4.74	2.73	1430	79.7	0.81	2.20	2.30	7.00	20
MS100L2-4	3	3	11.8	6.82	3.93	11.27	6.48	3.76	10.80	6.25	3.60	1430	81.5	0.82	2.20	2.30	7.00	24
MS100L3-4	4	5.5	15.4	8.92	5.14	14.74	8.47	4.91	14.12	8.17	4.71	1420	83.1	0.82	2.50	2.70	7.00	29
MS112M-4	4	5.5	15.4	8.92	5.14	14.74	8.47	4.91	14.12	8.17	4.71	1430	83.1	0.82	2.20	2.30	7.00	30.5
MS112M1-4	5.5	7.5	20.5	11.89	6.84	19.64	11.29	6.55	18.82	10.88	6.27	1435	84.7	0.83	2.70	3.00	7.00	41
MS132S-4	5.5	7.5	20.5	11.89	6.84	19.64	11.29	6.55	18.82	10.88	6.27	1440	84.7	0.83	2.20	2.20	7.00	44
MS132M-4	7.5	10	27.2	15.77	9.08	26.06	14.99	8.69	24.98	14.44	8.33	1450	86.0	0.84	2.20	2.20	7.00	54.5
MS132M2-4	9.2	12.5	32.8	19.02	10.95	31.42	18.07	10.47	30.11	17.41	10.04	1460	87.5	0.84	2.70	3.00	7.00	62
MS132M3-4	11	15	39.2	22.71	13.08	37.53	21.58	12.51	35.96	20.80	11.99	1460	87.6	0.84	2.50	2.70	7.00	66
MS160M-4	11	15	39.2	22.71	13.08	37.53	21.58	12.51	35.96	20.80	11.99	1460	87.6	0.84	2.00	2.20	7.00	89
MS160L1-4	15	20	52.2	30.23	17.40	49.94	28.72	16.65	47.86	27.68	15.95	1460	88.7	0.85	2.00	2.20	7.00	108

TECHNICAL DATA

Model	Power		Rated Current (A)			Rated Current (A)			Rated Current (A)			Rated Speed (rpm)	Eff (%)	Power Factor cosφ	Ts/Tn	Tmax/Tn	Is/In	Weight (kg)
	KW	HP	220V	380V	660V	230V	400V	690V	240V	415V	720V							
Ms6316	0.09	0.12	0.77	0.45	0.26	0.74	0.43	0.25	0.71	0.41	0.24	830	50.0	0.61	2.20	2.40	6.00	4.5
MS6326	0.12	0.16	0.96	0.55	0.32	0.92	0.53	0.31	0.88	0.51	0.29	830	53.0	0.62	2.20	2.40	6.00	5
MS7116	0.18	0.25	1.28	0.74	0.43	1.22	0.70	0.41	1.17	0.68	0.39	880	56.0	0.66	2.20	2.40	6.00	5.9
MS7126	0.25	0.35	1.64	0.95	0.55	1.56	0.90	0.52	1.50	0.87	0.50	900	59.0	0.68	2.20	2.40	6.00	6.3
MS7136	0.37	0.5	2.24	1.30	0.75	2.14	1.23	0.71	2.05	1.19	0.68	900	62.0	0.70	2.20	2.40	6.00	7.5
MS8016	0.37	0.5	2.24	1.30	0.75	2.14	1.23	0.71	2.05	1.19	0.68	915	62.0	0.70	2.20	2.40	6.00	8.9
MS8026	0.55	0.75	3.08	1.79	1.03	2.95	1.70	0.98	2.83	1.63	0.94	920	65.0	0.72	2.20	2.40	6.00	9.3
MS90S-6	0.75	1	3.91	2.26	1.30	3.74	2.15	1.25	3.58	2.07	1.19	930	70.0	0.72	2.20	2.20	5.50	12
MS90L-6	1.1	1.5	5.42	3.14	1.81	5.19	2.98	1.73	4.97	2.88	1.66	930	72.9	0.73	2.20	2.20	5.50	16
MS90L2-6	2.2	3	9.78	5.66	3.26	9.35	5.38	3.12	8.96	5.18	2.99	930	77.7	0.76	2.20	2.20	6.00	18
MS100L-6	1.5	2	6.98	4.04	2.33	6.68	3.84	2.23	6.40	3.70	2.13	945	75.2	0.75	2.20	2.20	6.00	20
MS112M-6	2.2	3	9.78	5.66	3.26	9.35	5.38	3.12	8.96	5.18	2.99	945	77.7	0.76	2.20	2.20	6.00	26.5
MS112M1-6	3	4	13.0	7.52	4.33	12.43	7.15	4.14	11.91	6.89	3.97	945	79.7	0.76	2.20	2.20	6.00	30
MS132S-6	3	4	13.0	7.52	4.33	12.43	7.15	4.14	11.91	6.89	3.97	960	79.7	0.76	2.00	2.00	6.50	34
MS132M1-6	4	5.5	17.0	9.82	5.66	16.23	9.33	5.41	15.55	9.00	5.18	960	81.4	0.76	2.00	2.00	6.50	46.5
MS132M2-6	5.5	7.5	22.6	13.06	7.52	21.58	12.41	7.19	20.68	11.96	6.89	960	83.1	0.77	2.00	2.00	6.50	54
MS160M-6	7.5	10	30.2	17.47	10.06	28.87	16.60	9.62	27.66	16.00	9.22	970	84.7	0.77	2.00	2.00	6.50	80
MS160L-6	11	15	42.8	24.80	14.28	40.97	23.56	13.66	39.27	22.71	13.09	970	86.4	0.78	2.00	2.00	6.50	103
MS7118	0.09	0.12	0.86	0.50	0.29	0.82	0.47	0.27	0.79	0.46	0.26	680	49.0	0.56	2.20	2.40	5.50	5.9
MS7128	0.12	0.16	1.05	0.61	0.35	1.00	0.58	0.33	0.96	0.55	0.32	690	51.0	0.59	2.20	2.40	6.00	6.5
MS8018	0.18	0.25	1.52	0.88	0.51	1.45	0.84	0.48	1.39	0.80	0.46	680	51.0	0.61	2.20	2.40	6.00	9
MS8028	0.25	0.35	1.99	1.15	0.66	1.91	1.10	0.64	1.83	1.06	0.61	680	54.0	0.61	2.20	2.40	6.00	11
MS90S-8	0.37	0.5	2.57	1.49	0.86	2.46	1.41	0.82	2.35	1.36	0.78	680	62.0	0.61	2.20	2.40	6.00	14
MS90L-8	0.55	0.75	3.76	2.17	1.25	3.59	2.07	1.20	3.44	1.99	1.15	700	63.0	0.61	2.20	2.40	6.00	17
MS100L1-8	0.75	1	4.14	2.40	1.38	3.96	2.28	1.32	3.79	2.19	1.26	700	71.0	0.67	2.20	2.30	6.00	19
MS100L2-8	1.1	1.5	5.73	3.32	1.91	5.48	3.15	1.83	5.25	3.04	1.75	710	73.0	0.69	2.20	2.30	6.00	20
MS112M-8	1.5	2	7.61	4.40	2.54	7.28	4.18	2.43	6.97	4.03	2.32	710	75.0	0.69	2.20	2.30	6.00	27
MS132S-8	2.2	3	10.4	6.04	3.48	9.97	5.73	3.32	9.56	5.53	3.19	720	78.0	0.71	2.00	2.00	6.00	36
MS132M-8	3	4	13.7	7.90	4.55	13.06	7.51	4.35	12.51	7.24	4.17	720	79.0	0.73	2.00	2.00	5.50	43
MS160M1-8	4	5.5	17.8	10.28	5.92	16.98	9.76	5.66	16.27	9.41	5.42	720	81.0	0.73	2.00	2.00	6.00	61
MS160M2-8	5.5	7.5	23.5	13.61	7.83	22.48	12.93	7.49	21.54	12.46	7.18	720	83.0	0.74	2.00	2.00	6.00	80
MS160L-8	7.5	10	30.7	17.77	10.23	29.36	16.88	9.79	28.14	16.27	9.38	720	85.5	0.75	2.00	2.00	6.00	102

MC

SERIES SINGLE-PHASE CAPACITOR START ASYNCHRONOUS MOTOR

ALUMINUM HOUSING

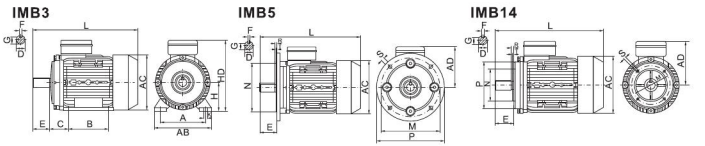

INSTALLATION SIZE AND OVERALL DIMENSION

Frame Size	Mounting Dimension (mm)																					Frame Dimension (mm)				
										IMB14						IMB5										
	A	B	C	D	E	F	G	H	K	M	N	P	R	S	T	M	N	P	R	S	T	AB	AC	AD	HD	L
71	112	90	45	14	30	5	11	71	7	85	70	105	0	M6	2.5	130	110	160	0	10	3.5	145	145	125	205	255
80	125	100	50	19	40	6	15.5	80	10	100	80	120	0	M6	3	165	130	200	0	12	3.5	160	165	135	235	295
90S	140	100	56	24	50	8	20	90	10	115	95	140	0	M8	3	165	130	200	0	12	3.5	180	185	145	265	335
90L	140	125	56	24	50	8	20	90	10	115	95	140	0	M8	3	165	130	200	0	12	3.5	180	185	145	265	360
100L	160	140	63	28	60	8	24	100	12	130	110	160	0	M8	3.5	215	180	250	0	15	4	205	215	170	280	380
112M	190	140	70	28	60	8	24	112	12	130	110	160	0	M8	3.5	215	180	250	0	15	4	245	240	180	310	400

TECHNICAL DATA

Model	Power (kW)	Voltage (V)	Current (A)	Speed (r.p.m)	Eff (%)	Power Factor	Tstart/Tn	Tmax/Tn	Start current (A)	Weight (kg)
MC711-2	0.18	220	1.89	2800	60	0.72	3	1.8	12	6.5
MC712-2	0.25	220	2.40	2800	64	0.74	3	1.8	15	6.8
MC801-2	0.37	220	3.36	2800	65	0.77	2.8	1.8	21	8.3
MC802-2	0.55	220	4.65	2800	68	0.79	2.8	1.8	29	9
MC90S-2	0.75	220	6.09	2800	70	0.80	2.5	1.8	37	12.5
MC90L-2	1.1	220	8.68	2800	72	0.80	2.5	1.8	60	14
MC100L1-2	1.5	220	11.38	2900	74	0.81	2.5	1.8	80	22.5
MC711-4	0.12	220	1.88	1400	50	0.58	3	1.8	9	6.5
MC712-4	0.18	220	2.49	1400	53	0.62	2.8	1.8	12	6.7
MC801-4	0.25	220	3.11	1400	58	0.63	2.8	1.8	15	8.9
MC802-4	0.37	220	4.24	1400	62	0.64	2.8	1.8	21	9.6
MC90S-4	0.55	220	5.49	1400	66	0.69	2.5	1.8	29	12.5
MC90L-4	0.75	220	6.87	1400	68	0.73	2.5	1.8	37	15
MC100L1-4	1.1	220	9.52	1450	71	0.74	2.5	1.8	60	23
MC100L2-4	1.5	220	12.45	1450	73	0.75	2.5	1.8	80	27
MC112M-4	2.2	220	17.78	1450	74	0.76	2.2	1.8	120	35

INTRODUCE :

- Conform to the IEC standard
- Be made of selected quality materials, lastest design in entirety
- Good performance, low noise, little vibration, and safety and reliable operation
- Nice appearance, light weight
- Be maintained very conveniently, simple construction
- Higher starting torque, 2.5times more than the rated torque
- Be used in a multitude of application where the higher starting torque is demanded, such as air-compressors, pumps, refrigerators, medical apparatus, instruments, and many other machines needing full-load start

MOTOR FEATURES

- Utilise IP55 enclosures, others request
- Multiple feet locations
- Aluminium frame, end shields and base
- High strength cable gland
- Shaft key and protector supplied
- Superior paint finish
- Motors made to heavy duty service factors
- Can be made with stainless steel shaft
- Motors made for continuos S1 duty
- Utilise Vacuum impregnated Class B or class F insulation
- Others insulation on request
- High performance and efficiency

CUSTOMER BENEFITS

- Water dust and vermin resistant
- Quiet operation
- Electricity saving
- Easy installation (bolt on feet or brackets as required)
- Corrosion resistant
- Dependable
- Superior life
- Reliable in country, city or factory environments

MY

SERIES SINGLE-PHASE CAPACITOR RUN ASYNCHRONOUS MOTORS

ALUMINUM HOUSING

INTRODUCE:

- Conform to the IEC standard
- Be made of selected quality materials, lastest design in entirety
- Good performance, low noise, little vibration, and safety and reliable operation
- Nice appearance, light weight
- Be maintained very conveniently, simple construction
- Lower starting torque, 0.3 to 0.7 time more than the rated torque
- Be used in a multitude of application where the lower starting torque is demanded, such as home electric appliances, pumps, fans and recording meters, etc

MOTOR FEATURES

- Utilise IP54 enclosures, others request
- Multiple feet locations
- Aluminium frame, end shields and base
- High strength cable gland
- Shaft key and protector supplied
- Superior paint finish
- Motors made to heavy duty service factors
- Can be made with stainless steel shaft
- Motors made for continuos S1 duty
- Utilise vacuum impregnated class B or Class F insulation
- Others insulation on request
- High performance and efficiency

CUSTOMER BENEFITS

- Water dust and vermin resistant
- Quiet operation
- Electricity saving
- Easy installation(bolt on feet or brackets as required)
- Corrosion resistant
- Dependable
- Superior life
- Reliable in country, city or factory environments

IMB3

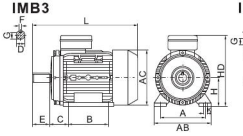

IMB5

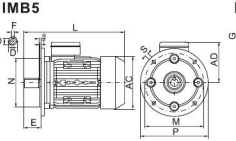

IMB14

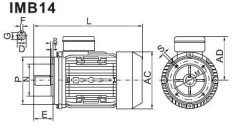

INSTALLATION SIZE AND OVERALL DIMENSION

Frame Size	Mounting Dimension (mm)																						Frame Dimension (mm)				
										IMB5						IMB14											
	A	B	C	D	E	F	G	H	K	M	N	P	R	S	T	M	N	P	R	S	T	AB	AC	AD	HD	L
63	100	80	40	11	23	4	8.5	63	7	115	95	140	0	10	3.0	75	60	90	0	M5	2.5	130	130	115	185	230
71	112	90	45	14	30	5	11	71	7	130	110	160	0	10	3.5	85	70	105	0	M6	2.5	145	145	125	205	250
80	125	100	50	19	40	6	15.5	80	10	165	130	200	0	12	3.5	100	80	120	0	M6	3	160	165	135	235	295
90S	140	100	56	24	50	8	20	90	10	165	130	200	0	12	3.5	115	95	140	0	M8	3	180	185	145	265	335
90L	140	125	56	24	50	8	20	90	10	165	130	200	0	12	3.5	115	95	140	0	M8	3	180	185	145	265	360

TECHNICAL DATA

Model	Power (kW)	Voltage (V)	Current (A)	Speed (r.p.m)	Eff (%)	Power Factor	Tstart/Tn	Tmax/Tn	Start current (A)	Net Weight (kg)
MY631-2	0.18	220	1.48	2800	60	0.92	0.40	1.7	5	3.9
MY632-2	0.25	220	1.96	2800	63	0.92	0.40	1.7	7	4.4
MY711-2	0.37	220	2.73	2800	67	0.92	0.35	1.7	10	6.2
MY712-2	0.55	220	3.88	2800	70	0.92	0.35	1.7	15	6.5
MY801-2	0.75	220	5.15	2800	72	0.92	0.33	1.7	20	8.3
MY802-2	1.10	220	7.02	2800	75	0.95	0.33	1.7	30	9
MY90S-2	1.50	220	9.44	2800	76	0.95	0.3	1.7	45	13
MY90L-2	2.20	220	13.67	2800	77	0.95	0.3	1.7	65	15
MY631-4	0.12	220	1.10	1400	55	0.90	0.4	1.7	3.5	4
MY632-4	0.18	220	1.62	1400	56	0.90	0.4	1.7	5	4.5
MY711-4	0.25	220	2.02	1400	61	0.92	0.35	1.7	7	6.1
MY712-4	0.37	220	2.95	1400	62	0.92	0.35	1.7	10	7
MY801-4	0.55	220	4.25	1400	64	0.92	0.35	1.7	15	9.5
MY802-4	0.75	220	5.45	1400	68	0.92	0.32	1.7	20	10
MY90S-4	1.10	220	7.45	1400	71	0.95	0.32	1.7	30	13
MY90L-4	1.50	220	9.83	1400	73	0.95	0.3	1.7	45	16

MYT

SERIES SINGLE-PHASE CAPACITOR RUN ASYNCHRONOUS MOTOR

ALUMINUM HOUSING

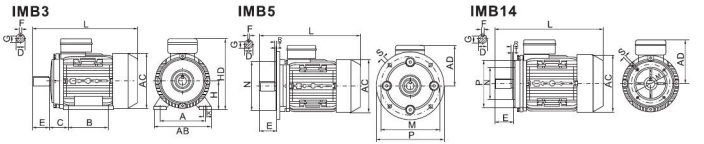

INSTALLATION SIZE AND OVERALL DIMENSION

Frame Size	Mounting Dimension (mm)																					Frame Dimension (mm)				
										IMB14						IMB5										
	A	B	C	D	E	F	G	H	K	M	N	P	R	S	T	M	N	P	R	S	T	AB	AC	AD	HD	L
63	100	80	40	11	23	4	8.5	63	7	75	60	90	0	M5	2.5	115	95	140	0	10	3.0	130	130	115	185	230
71	112	90	45	14	30	5	11	71	7	85	70	105	0	M6	2.5	130	110	160	0	10	3.5	145	145	125	205	255
80	125	100	50	19	40	6	15.5	80	10	100	80	120	0	M6	3	165	130	200	0	12	3.5	160	165	135	235	295
90S	140	100	56	24	50	8	20	90	10	115	95	140	0	M8	3	165	130	200	0	12	3.5	180	185	145	265	335
90L	140	125	56	24	50	8	20	90	10	115	95	140	0	M8	3	165	130	200	0	12	3.5	180	185	145	265	360

TECHNICAL DATA

Model	Power (kW)	Voltage (V)	Current (A)	Speed (r.p.m.)	Eff (%)	Power Factor	Locked rotor torque / Rated torque	Max torque / Rated torque	Net Weight (kg)
MYT7112	0.37	230	2.8	2650	59	0.95	0.65	1.6	6.2
MYT7122	0.55	230	4.3	2650	59	0.95	0.65	1.6	6.5
MYT7114	0.25	230	1.9	1300	59	0.95	0.65	1.6	6.1
MYT7124	0.37	230	2.85	1300	60	0.95	0.65	1.6	7
MYT8012	0.75	230	5.2	2700	70	0.9	0.6	1.6	8.3
MYT8022	1.1	230	7.4	2700	72	0.9	0.6	1.6	9
MYT8014	0.55	230	4.7	1330	60	0.85	0.65	1.6	9.5
MYT8024	0.75	230	6.2	1350	62	0.85	0.65	1.6	10
MYT90S-4	.1.1	230	7.95	1350	67	0.9	0.6	1.6	13
MYT90L-4	1.5	230	9.4	1300	73	0.95	0.6	1.6	16
MYT90S-2	1.5	230	9.2	2800	75	0.95	0.5	1.6	13
MYT90L-2	2.2	230	13.1	2830	77	0.95	0.5	1.6	15

INTRODUCE :

- Conform to the IEC standard
- Be made of selected quality materials, lastest design in entirety
- Good performance, low noise, little vibration, and safety and reliable operation
- Nice appearance, light weight
- Be maintained very conveniently, simple construction
- Lower starting torque,0.5 to 0.7 times more than the rated torque
- Be used in a multitude of application where the lower starting torque is demanded, such as home electric appliances, pumps, fans and recording meters, etc

MOTOR FEATURES

- Utilise IP55 enclosures, others request
- Multiple feet locations
- Aluminium frame, end shields and base
- High strength cable gland
- Shaft key and protector supplied
- Superior paint finish
- Motors made to heavy duty service factors
- Can be made with stainless steel shaft
- Motors made for continuos S1 duty
- Utilise Vacuum impregnated Class B or class F insulation
- Others insulation on request
- High performance and efficiency

CUSTOMER BENEFITS

- Water dust and vermin resistant
- Quiet operation
- Electricity saving
- Easy installation (bolt on feet or brackets as required)
- Corrosion resistant
- Dependable
- Superior life
- Reliable in country, city or factory environments

ML

SERIES SINGLE-PHASE DUAL-CAPACITOR ASYNCHRONOUS MOTORS

ALUMINUM HOUSING

IMB3

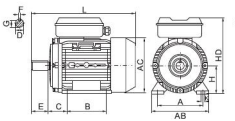

IMB14

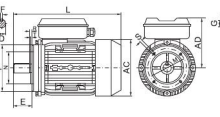

IMB5

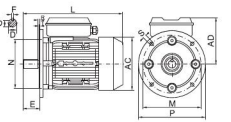

INSTALLATION SIZE AND OVERALL DIMENSION

Frame Size	Mounting Dimension (mm)																					Frame Dimension (mm)				
									IMB14						IMB5											
	A	B	C	D	E	F	G	H	K	M	N	P	R	S	T	M	N	P	R	S	T	AB	AC	AD	HD	L
71	112	90	45	14	30	5	11	71	7	85	70	105	0	M6	2.5	130	110	160	0	10	3.5	145	145	125	210	255
80	125	100	50	19	40	6	15.5	80	10	100	80	120	0	M6	3.0	165	130	200	0	12	3.5	160	165	135	240	295
90S	140	100	56	24	50	8	20	90	10	115	95	140	0	M8	3.0	165	130	200	0	12	3.5	180	185	145	270	335
90L	140	125	56	24	50	8	20	90	10	115	95	140	0	M8	3.0	165	130	200	0	12	3.5	180	185	145	270	360
100L	160	140	63	28	60	8	24	100	12	130	110	160	0	M8	3.5	215	180	250	0	15	4.0	205	215	170	280	380

TECHNICAL DATA

Model	Power (kW)	Voltage (V)	Current (A)	Speed (r.p.m.)	Eff (%)	Power Factor	Tstart/Tn	Tmax/Tn	Start current (A)	Net weight (kg)
ML711-2	0.37	220	2.73	2800	67	0.92	2.3	1.8	16	7
ML712-2	0.55	220	3.88	2800	70	0.92	2.5	1.8	21	8
ML801-2	0.75	220	5.15	2800	72	0.92	2.5	1.8	30	8.5
ML802-2	1.10	220	7.02	2800	75	0.95	2.5	1.8	40	9.5
ML90S-2	1.50	220	9.44	2800	76	0.95	2.5	1.8	55	12.5
ML90L-2	2.20	220	13.67	2800	77	0.95	2.5	1.8	80	14
ML100L-2	3.00	220	18.2	2800	79	0.95	2.5	1.8	110	20.5
ML711-4	0.25	220	1.99	1400	62	0.92	2.5	1.8	12	6.9
ML712-4	0.37	220	2.81	1400	65	0.92	2.5	1.8	16	8.1
ML801-4	0.55	220	4.0	1400	68	0.92	2.5	1.8	21	8.9
ML802-4	0.75	220	5.22	1400	71	0.92	2.5	1.8	30	9.6
ML90S-4	1.10	220	7.2	1400	73	0.95	2.5	1.8	40	13
ML90L-4	1.50	220	9.57	1400	75	0.95	2.5	1.8	55	16
ML100L1-4	2.20	220	13.9	1400	76	0.95	2.5	1.8	80	23

INTRODUCE:

- Conform to the IEC standard
- Be made of selected quality materials, lastest design in entirety
- Good performance, low noise, little vibration, and safety and reliable operation
- Nice appearance, light weight
- Be maintained very conveniently, simple construction
- Good general performance, 1.8 to 2.5 times more than the rated torque

MOTOR FEATURES

- Utilise IP54 enclosures, IP55 on request
- Multiple feet locations
- Aluminium frame, end shields and base
- High strength cable gland
- Shaft key and protector supplied
- Superior paint finish
- Motors made to heavy duty service factors
- Can be made with stainless steel shaft
- Motors made for continuos S1 duty
- Utilise vacuum impregnated class B or class F insulation
- Others insulation on request
- High performance and efficiency

CUSTOMER BENEFITS

- Water dust and vermin resistant
- Quiet operation
- Electricity saving
- Easy installation(bolt on feet or brackets as required)
- Corrosion resistant
- Dependable
- Superior life
- Reliable in country,city or factory environments

MSEJ

SERIES THREE PHASE SYNCHRONOUS BRAKING MOTOR

ALUMINUM HOUSING

FEATURE

High effciency, energy-saving, big braking force moment, suitable for any frequently started machines relialbe, safe, and low noise. Easy to maintain, the brake can be uncharged by man.

VOLTAGE, FREQUENCY AND DUTY

- Suitable Frequency: 50Hz, 60Hz
- Rated voltage: 220/380V, 380/660V, other request
- Duty: continuous (S1)
- Insulation class: B, F
- Protection: IP44, IP54 or IP55
- Cooling: IC 0141
- Connection: Star "Y" for powers below 3KW;
  Delta "△" for 4KW and above
- Ambient temperature: -20° C~+40° C
- Altitude: below 1000m

CONDITION

- Altitude: Above seal level, not exceeding 1000m.
- Ambient temperature: it varies with seasons but not exceeding +40

APPLICATION

Suitable for any kind of machine which is required to stop quickly, located accurately, rotating and brake frequently. Such as: machine tools, packing machinery, wood worker, machinery, food processing machinery, chemical engineering machinery, textile machinery, construction machinery, gear reducer and so on.

BRAKE TECHNICAL DATA

FRAME	63	71	80	90	100	112	132	160	180
Rate torque Me(Nm)	4	5	7.5	15	30	40	75	150	200
Energiaing Power P20℃(w)	25	25	50	60	80	110	130	150	150
On time T1(ms)	60	63	87	110	140	152	165	214	252
On time T2(ms)	50	55	75	95	120	130	140	180	210
Aperture & max(mm)	0.2	0.2	0.3	0.4	0.4	0.5	0.5	0.6	0.6
Max aperture & max(mm)	0.8	0.8	1	1	1	1	1.2	1.2	1.2
Energiaing voltage DC(v)	99	99	99	99	99	170	170	170	170
High speed (r/min)	3000	3000	3000	3000	3000	3000	3000	3000	3000

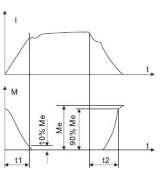

BRAKE CURVES

TECHNICAL DATA

MODEL	POWER (kW)	Current (A) 220V (50Hz)	Current (A) 380V (50Hz)	Speed (r.p.m)	Eff (%)	Power factor	Static braning torque (Nm)	No-lod brake lag time (S)	Energcing power (w)	Lastar /In	Tstart /In	Tmax /In
MSEJ6312	0.18	0.91	0.53	2715	69	0.75	4	0.20	18	5.5	2.2	2.2
MSEJ6322	0.25	1.19	0.69	2715	68	0.81	4	0.20	18	5.5	2.2	2.2
MSEJ7112	0.37	1.71	0.99	2690	70	0.81	4	0.20	18	6.1	2.2	2.2
MSEJ7122	0.55	2.41	1.40	2715	73	0.82	4	0.20	18	6.1	2.2	2.3
MSEJ8012	0.75	3.16	1.83	2730	75	0.83	7.5	0.20	50	6.5	2.2	2.3
MSEJ8022	1.1	4.46	2.58	2746	77	0.84	7.5	0.20	50	7.0	2.2	2.3
MSEJ90S-2	1.5	5.93	3.43	2715	79	0.84	15	0.20	60	7.0	2.2	2.3
MSEJ90L-2	2.2	8.39	4.85	2772	81	0.85	15	0.20	60	7.0	2.2	2.3
MSEJ100L-2	3	10.90	6.31	2870	83	0.87	30	0.20	80	7.0	2.2	2.3
MSEJ112M-2	4	14.03	8.13	2890	85	0.88	40	0.25	110	7.0	2.2	2.3
MSEJ132S1-2	5.5	19.07	11.04	2910	86	0.88	75	0.25	130	7.0	2.0	2.3
MSEJ132S2-2	7.5	25.71	14.88	2900	87	0.88	75	0.25	130	7.0	2.0	2.3
MSEJ160M1-2	11	21.3	12.2	2930	88	0.88	150	0.35	150	7.0	2.0	2.3
MSEJ160M-2	15	28.7	16.4	2930	89	0.89	150	0.35	150	7.0	2.0	2.2
MSEJ160L-2	18.5	34.60	19.80	2930	90	0.9	150	0.35	150	7.0	2.0	2.2
MSEJ180M-2	22.0	40.9	23.4	2970	90.5	0.9	200	0.35	150	7.0	2.0	2.2
MSEJ6314	0.12	0.89	0.51	1350	53	0.64	4	0.20	18	7.0	2.1	2.4
MSEJ6324	0.18	1.25	0.73	1340	56	0.66	4	0.20	18	4.4	2.1	2.4
MSEJ7114	0.25	1.36	0.79	1390	65	0.74	4	0.20	18	4.4	2.1	2.4
MSEJ7124	0.37	1.93	1.12	1375	67	0.75	4	0.20	18	5.2	2.1	2.4
MSEJ8014	0.55	2.71	1.57	1370	71	0.75	7.5	0.20	50	6.0	2.4	2.3
MSEJ8024	0.75	3.55	2.05	1380	73	0.76	7.5	0.20	50	6.0	2.3	2.3
MSEJ90S-4	1.1	5.00	2.89	1390	75	0.77	15	0.20	60	6.5	2.3	2.3
MSEJ90L-4	1.5	6.39	3.70	1400	78	0.79	15	0.20	60	6.5	2.3	2.3
MSEJ100L1-4	2.2	8.91	5.16	1430	80	0.81	30	0.20	80	7.0	2.2	2.3
MSEJ100L2-4	3	11.71	6.78	1430	82	0.82	30	0.20	80	7.0	2.2	2.3
MSEJ112M-4	4	15.24	8.82	1430	84	0.82	40	0.25	110	7.0	2.2	2.3
MSEJ132S-4	5.5	20.46	11.84	1440	85	0.83	75	0.25	130	7.0	2.2	2.3
MSEJ132M-4	7.5	26.93	15.59	1450	87	0.84	75	0.25	130	7.0	2.2	2.3
MSEJ160M-4	11	22.30	12.70	1460	88	0.85	150	0.35	150	7.0	2.2	2.3
MSEJ160L-4	15	30.00	17.10	1460	89	0.85	150	0.35	150	7.0	2.2	2.2
MSEJ180M-4	18.5	36.40	20.80	1470	90.5	0.85	200	0.35	150	7.0	2.0	2.2
MSEJ180L-4	22	43.14	24.60	1470	91	0.85	200	0.35	150	7.0	2.0	2.2
MSEJ90S-6	0.75	3.96	2.29	930	69	0.72	15	0.20	60	5.5	1.9	2.2
MSEJ90L-6	1.1	5.49	3.18	930	72	0.73	15	0.20	60	5.5	1.9	2.2
MSEJ100L-6	1.5	6.91	4.00	945	76	0.75	30	0.20	80	6.0	1.9	2.2
MSEJ112M-6	2.2	9.62	5.57	945	79	0.76	40	0.25	110	6.0	2.0	2.2
MSEJ132S-6	3	12.79	7.40	960	81	0.76	75	0.25	130	6.5	2.0	2.2
MSEJ132M1-6	4	16.84	9.75	960	82	0.76	75	0.25	130	6.5	2.0	2.2
MSEJ132M2-6	5.5	22.32	12.92	960	84	0.77	75	0.35	130	6.5	2.0	2.0
MSEJ160M-6	7.5	16.50	9.43	970	86	0.8	150	0.35	150	6.5	2.0	2.0
MSEJ160L-6	11	24.10	13.80	970	87.5	0.79	150	0.35	150	6.5	1.7	2.0
MSEJ180L-6	15	31.50	18.00	970	87.5	0.79	200	0.35	150	6.5	1.8	2.0
MSEJ132S-8	2.2	10.43	6.04	720	78	0.71	75	0.25	130	5.5	2.0	2.0
MSEJ132M-8	3	13.65	7.90	720	79	0.73	75	0.25	130	5.5	2.0	2.0
MSEJ160M1-8	4	10.20	5.80	720	81	0.73	150	0.35	150	6.0	2.0	2.0
MSEJ160M2-8	5.5	13.60	7.80	720	83	0.74	150	0.35	150	6.0	2.0	2.0
MSEJ160L-8	7.5	17.70	10.10	720	85.5	0.75	150	0.35	150	5.5	2.0	2.0
MSEJ180L-8	11	25.10	14.30	730	87.5	0.76	200	0.35	150	6.0	1.7	2.0

MS

SERIES THREE-PHASE ASYNCHRONOUS MOTOR

ALUMINUM HOUSING

IE2 IE3

INTRODUCE :

- Conform to the IEC standard
- Be made of selected quality materials, lastest design in entirety
- Good performance, low noise, little vibration, and safety and reliable operation
- Nice appearance, light weight
- Be maintained very conveniently, simple construction
- Be used for general drive

MOTOR FEATURES

- Utilise IP55 enclosures, others request
- Multiple feet locations
- Aluminium frame, end shields and base
- High strength cable gland
- Shaft key and protector supplied
- Superior paint finish
- Motors made to heavy duty service factors
- Can be made with stainless steel shaft
- Motors made for continuos S1 duty
- Utilise Vacuum impregnated Class B or class F insulation
- Others insulation on request
- High performance and efficiency

CUSTOMER BENEFITS

- Water dust and vermin resistant
- Quiet operation
- Electricity saving
- Easy installation (bolt on feet or brackets as required)
- Corrosion resistant
- Dependable
- Superior life
- Reliable in country, city or factory environments

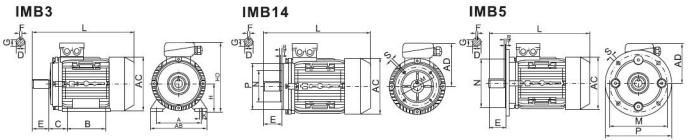

INSTALLATION SIZE AND OVERALL DIMENSION

Frame Size	Mounting Dimensions (mm)																					Frame Dimensions(mm)				
										IMB14						IMB5										
	A	B	C	D	E	F	G	H	K	M	N	P	R	S	T	M	N	P	R	S	T	AB	AC	AD	HD	L
56	90	71	36	9	20	3	7.2	56	5.8	65	50	80	0	M5	2.5	100	80	120	0	7	3	110	120	100	155	195
63	100	80	40	11	23	4	8.5	63	7	75	60	90	0	M5	2.5	115	95	140	0	10	3	125	130	110	165	215
71	112	90	45	14	30	5	11	71	7	85	70	105	0	M6	2.5	130	110	160	0	10	3.5	140	150	135	185	246
80	125	100	50	19	40	6	16	80	10	100	80	120	0	M6	3	165	130	200	0	12	3.5	160	170	137	215	285
90S	140	100	56	24	50	8	20	90	10	115	95	140	0	M8	3	165	130	200	0	12	3.5	178	185	137	226	335
90L	140	125	56	24	50	8	20	90	10	115	95	140	0	M8	3	165	130	200	0	12	3.5	178	185	150	226	335
100L	160	140	63	28	60	8	24	100	12	130	110	160	0	M8	3.5	215	180	250	0	15	4	206	206	170	250	376
112M	190	140	70	28	60	8	24	112	12	130	110	160	0	M8	3.5	215	180	250	0	15	4	222	228	190	285	400
132S	216	140	89	38	80	10	33	132	12	165	130	200	0	M10	4	265	230	300	0	15	4	257	267	190	325	460
132M	216	178	89	38	80	10	33	132	12	165	130	200	0	M10	4	265	230	300	0	15	4	257	267	255	325	500
160M	254	210	108	43	110	12	37	160	15	215	180	250	0	M12	4	300	250	350	0	15	5	320	330	255	420	615
160L	254	254	108	42	110	12	37	160	15	215	180	250	0	M12	4	300	250	350	0	15	5	320	330	280	420	675

IE2

IE2 TECHNICAL DATA-MS

SPEED 3000RPM 2-POLE 50HZ

Model	Rated Output		Rated Current (A)			Rated Current (A)			Rated Current (A)			Rated Speed (rpm)	Efficiency η (%)			Power Factor cosφ	Rated Torque (Nm)	Ts/Tn	Tmax /Tn	Is/In	Weight (kg)
	KW	HP	220V	380V	660V	230V	400V	690V	240V	415V	720V		100%	75%	50%						
MS801-2	0.75	1	3.06	1.77	1.02	2.93	1.69	0.98	2.81	1.62	0.94	2875	77.4	77.2	74.7	0.83	2.49	2.5	3	5.30	8.2
MS802-2	1.1	1.5	4.37	2.53	1.46	4.18	2.40	1.39	4.01	2.32	1.34	2875	79.6	79.7	78.9	0.83	3.65	3.2	3.8	7.00	9.2
MS90S-2	1.5	2	5.76	3.34	1.92	5.51	3.17	1.84	5.28	3.06	1.76	2890	81.3	81.4	80.7	0.84	4.96	2.7	3.5	7.10	13.1
MS90L-2	2.2	3	8.16	4.73	2.72	7.81	4.49	2.60	7.48	4.33	2.49	2890	83.2	82.9	82.2	0.85	7.27	2.4	3	6.90	16
MS100L-2	3	4	10.7	6.19	3.57	10.2	5.88	3.41	9.81	5.67	3.27	2891	84.6	84.5	82.8	0.87	9.91	3.2	4	8.00	22.3
MS112M-2	4	5.5	13.9	8.05	4.63	13.3	7.65	4.43	12.7	7.37	4.25	2914	85.8	86.1	85.4	0.88	13.11	2.5	3	7.50	30.4
MS132S1-2	5.5	7.5	18.9	10.9	6.28	18.0	10.4	6.01	17.3	10.0	5.76	2937	87.0	86.7	84.8	0.88	17.88	2.7	3.5	7.50	46
MS132S2-2	7.5	10	25.1	14.5	8.37	24.0	13.8	8.00	23.0	13.3	7.67	2940	88.1	88.4	87.8	0.89	24.36	2.4	3.3	7.50	51.2
MS160M1-2	11	15	36.3	21.0	12.1	34.7	20.0	11.6	33.3	19.2	11.1	2930	89.4	89.1	87.7	0.89	35.85	2.2	2.9	7.60	90
MS160M2-2	15	20	49.0	28.4	16.3	46.9	26.9	15.6	44.9	26.0	15.0	2930	90.3	90.5	89.7	0.89	48.89	2.3	3	7.60	100
MS160L-2	18.5	25	60.0	34.7	20.0	57.4	33.0	19.1	55.0	31.8	18.3	2937	90.9	91.0	90.0	0.89	60.15	2.3	3.1	7.40	111

SPEED 1500RPM 4-POLE 50HZ

Model	Rated Output		Rated Current (A)			Rated Current (A)			Rated Current (A)			Rated Speed (rpm)	Efficiency η (%)			Power Factor cosφ	Rated Torque (Nm)	Ts/Tn	Tmax /Tn	Is/In	Weight (kg)
	KW	HP	220V	380V	660V	230V	400V	690V	240V	415V	720V		100%	75%	50%						
MS802-4	0.75	1	3.30	1.91	1.10	3.15	1.81	1.05	3.02	1.75	1.01	1400	79.6	79.3	78.4	0.75	5.12	2.4	2.9	5	11
MS90S-4	1.1	1.5	4.73	2.74	1.58	4.52	2.60	1.51	4.33	2.51	1.44	1400	81.4	81.1	77.6	0.75	7.3	3	3.5	6	13.1
MS90L-4	1.5	2	6.34	3.67	2.11	6.06	3.49	2.02	5.81	3.36	1.94	1445	82.8	82.5	77.5	0.75	9.91	3.2	3.8	6.8	16.3
MS100L1-4	2.2	3	8.46	4.90	2.82	8.09	4.65	2.70	7.75	4.48	2.58	1440	84.3	84.4	83.7	0.81	14.6	3	3.5	7	23.5
MS100L2-4	3	4	11.2	6.50	3.74	10.7	6.18	3.58	10.3	5.95	3.43	1440	85.5	85.3	83.9	0.82	19.9	2.6	3.3	7	26
MS112M-4	4	5.5	14.8	8.56	4.93	14.1	8.13	4.71	13.6	7.84	4.52	1445	86.6	86.9	86.9	0.82	26.4	3.5	4	7.5	33.1
MS132S-4	5.5	7.5	20.1	11.6	6.69	19.2	11.0	6.40	18.4	10.6	6.13	1455	87.7	87.4	86.9	0.82	36.1	2.2	2.8	6.4	46.1
MS132M-4	7.5	10	26.7	15.5	8.91	25.6	14.7	8.52	24.5	14.2	8.17	1455	88.7	88.5	88.3	0.83	49.2	2.4	3	7	54.3
MS160M-4	11	15	37.8	21.9	12.61	36.2	20.8	12.06	34.7	20.0	11.56	1460	89.8	90.1	89.1	0.85	71.9	2.5	2.9	6.9	108
MS160L-4	15	20	50.5	29.2	16.84	48.3	27.8	16.11	46.3	26.8	15.44	1460	90.6	90.8	89.9	0.86	98.1	2.5	3	7.5	114

SPEED 1000RPM 6-POLE 50HZ

Model	Rated Output		RatedCurrent (A)			Rated Current (A)			Rated Current (A)			Rated Speed (rpm)	Efficiency η (%)			Power Factor cosφ	Rated Torque (Nm)	Ts/Tn	Tmax /Tn	Is/In	Weight (kg)
	KW	HP	220V	380V	660V	230V	400V	690V	240V	415V	720V		100%	75%	50%						
MS90S-6	0.75	1	3.60	2.09	1.20	3.45	1.98	1.15	3.30	1.91	1.10	934	75.9	76.1	75.1	0.72	7.67	2.2	2.4	4.5	13
MS90L-6	1.1	1.5	5.06	2.93	1.69	4.84	2.78	1.61	4.64	2.68	1.55	945	78.1	77.9	77.8	0.73	11.1	2.4	2.6	4.5	16.5
MS100L-6	1.5	2	6.67	3.86	2.22	6.38	3.67	2.13	6.11	3.53	2.04	945	79.8	80.1	78.5	0.74	15.2	1.8	2.2	4.2	23.2
MS112M-6	2.2	3	9.54	5.52	3.18	9.12	5.25	3.04	8.74	5.06	2.91	960	81.8	81.9	81.5	0.74	21.9	2.3	2.8	4.5	32
MS132S-6	3	4	12.8	7.39	4.26	12.2	7.02	4.07	11.7	6.77	3.90	964	83.3	83.6	82.3	0.74	29.7	1.8	2.4	4.5	42
MS132M1-6	4	5.5	16.8	9.71	5.59	16.0	9.22	5.35	15.4	8.89	5.12	965	84.6	84.5	82.4	0.74	39.6	2.3	2.7	5	51
MS132M2-6	5.5	7.5	22.4	13.0	7.46	21.4	12.3	7.13	20.5	11.9	6.84	965	86.0	85.9	84.7	0.75	54.4	1.9	2.8	5.5	61
MS160M-6	7.5	10	28.9	16.8	9.65	27.7	15.9	9.23	26.5	15.3	8.84	970	87.2	87	84.9	0.78	73.8	2	3	6.5	120
MS160L-6	11	15	41.2	23.9	13.7	39.4	22.7	13.1	37.8	21.8	12.6	970	88.7	88.4	86.1	0.79	108.3	2.4	3.3	7.5	133

IE3

IE3 TECHNICAL DATA-MS

SPEEED 3000RPM 2-POLE 50HZ

Model	Rated Output		Rated Speed (rpm)	Efficiency η (%)	Power Factor cosφ	Current (A)			Rated Torque (Nm)	Ts/Tn	Tmax/Tn	Ist/In	Weight (kg)
	KW	HP				380V	400V	415V					
MS801-2	0.8	1	2880	80.7	0.83	1.7	1.6	2.49	1.8	3.5	3.5	5.5	9.5
MS802-2	1.1	1.5	2880	82.7	0.83	2.4	2.3	3.65	2.6	3.5	3.5	7.5	10.5
MS90S-2	1.5	2	2895	84.2	0.83	3.3	3.1	4.95	2.6	3.5	3.5	7.1	15
MS90L-2	2.2	3	2895	85.9	0.85	4.6	4.3	7.26	2.0	3.0	3.0	7.0	19
MS100L-2	3	4	2895	87.1	0.88	5.9	5.6	9.9	2.0	3.2	3.2	8.6	25
MS112M-2	4	5.5	2905	88.1	0.88	7.8	7.4	13.1	1.8	2.9	2.9	8.0	34
MS132S1-2	5.5	7.5	2930	89.2	0.88	11	10	17.9	2.1	2.5	2.5	7.5	49.5
MS132S2-2	7.5	10	2930	90.1	0.88	14	14	24.4	2.0	3.5	3.5	7.3	55
MS160M1-2	11	15	2945	91.2	0.9	20	19	35.7	2.3	2.6	2.6	7.3	99
MS160M2-2	15	20	2945	91.9	0.91	27	26	48.6	1.9	2.3	2.3	7.0	108
MS160L-2	19	25	2940	92.4	0.89	34	32	60.1	1.6	2.5	2.5	7.0	118

SPEED 1500RPM 4-POLE 50HZ

Model	Rated Output		Rated Speed (rpm)	Efficiency η (%)	Power Factor cosφ	Current (A)			Rated Torque (Nm)	Ts/Tn	Tmax/Tn	Ist/In	Weight (kg)
	KW	HP				380V	400V	415V					
MS802-4	0.75	1	1420	82.50	0.74	1.90	1.77	1.7	5.0	2.9	3.6	6.0	13
MS90S-4	1.1	1.5	1445	84.10	0.74	2.70	2.55	2.46	7.3	2.7	3.8	6.5	14.5
MS90L-4	1.5	2	1445	85.30	0.74	3.60	3.43	3.3	9.9	3.0	3.6	6.8	18.5
MS100L1-4	2.2	3	1435	86.70	0.78	4.90	4.68	4.52	14.6	2.5	3.5		27
MS100L2-4	3	4	1435	87.7	0.78	6.7	6.32	6.09	20	2.6	3.5	7.2	30
MS112M-4	4	5.5	1440	88.6	0.8	8.6	8.14	7.84	26.5	2.3	3.2	7	38
MS132S-4	5.5	7.5	1460	89.6	0.8	11.6	11.1	10.7	36	2.7	3.5	7.1	50
MS132M-4	7.5	10	1460	90.4	0.82	15.3	14.6	14	49.1	2.7	3.8	7.2	58
MS160M-4	11	15	1465	91.4	0.82	22.3	21.2	20.4	71.7	1.9	2.3	6.8	111
MS160L-4	15	20	1465	92.1	0.82	30.1	28.6	27.6	97.8	1.8	2.4	6.8	117

SPEED 1000RPM 6-POLE 50HZ

Model	Rated Output		Rated Speed (rpm)	Efficiency η (%)	Power Factor cosφ	Current (A)			Rated Torque Nm	Ts/Tn	Tmax/Tn	Ist/In	Weight (kg)
	KW	HP				380V	400V	415V					
MS90S-6	0.75	1	935	78.9	0.61	2.36	2.2	2.2	7.86	2.5	3.3	4.5	15
MS90L-6	1.1	1.5	945	81	0.69	2.99	2.8	2.7	11.1	1.7	3.3	4.4	20
MS100L-6	1.5	2	949	82.5	0.69	4	3.8	3.7	15.1	2.3	3	5	27
MS112M-6	2.2	3	955	84.3	0.71	5.58	5.3	5.1	22	2.6	3	5.5	35.5
MS132S-6	3	4	968	85.6	0.71	7.48	7.1	6.9	29.6	2	3.1	5.5	46
MS132M1-6	4	5.5	968	86.8	0.71	9.85	9.4	9	39.5	2.1	2.6	5.7	55
MS132M2-6	5.5	7.5	968	88	0.75	12.6	12	12	54.3	1.7	2.6	6	65.5
MS160M-6	7.5	10	970	89.1	0.77	16.6	16	15	73.8	1.7	2.5	5.9	123
MS160L-6	11	15	970	90.3	0.79	23.4	22	21	108.3	1.5	2.4	6	138